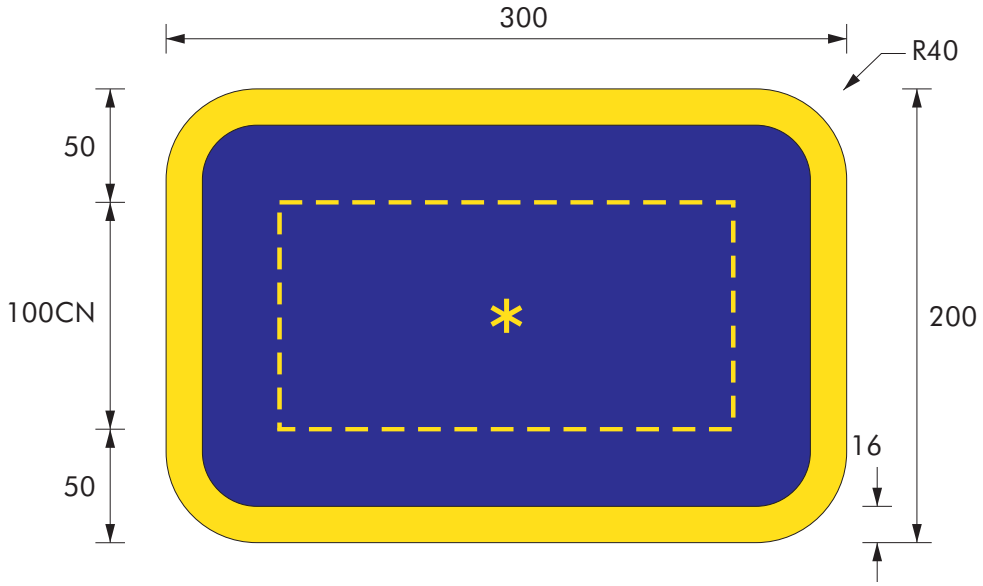

EXAMPLE

Colour Legend

- Retroreflective blue (background)
- Retroreflective yellow (legend)
- Retroreflective white (border)

Notes:

1. Free standing reassurance markers may be used to identify Diversion Routes -
   (a) just outside a town or city, facing departing traffic on a Diversion Route;
   (b) beyond an intersection with another numbered Diversion Route;
   (c) beyond an intersection where the numbered Diversion Route turns;
   (d) at 5 km intervals if required.
2. * Insert appropriate diversion route identity.

Queensland Government
Department of **Main Roads**

DIVERSION ROUTE MARKERS (REASSURANCE)

Planning, Design and Operations Division
Traffic Engineering Section

Designed	Checked	Scale
TV 1/08	DJ 1/08	Not to Scale

ORIGINAL APPROVED AS OFFICIAL TRAFFIC SIGN

PRINCIPAL ENGINEER
(Traffic Engineering)

12/02/08
Date

TC1696_1

Page 1/4

A

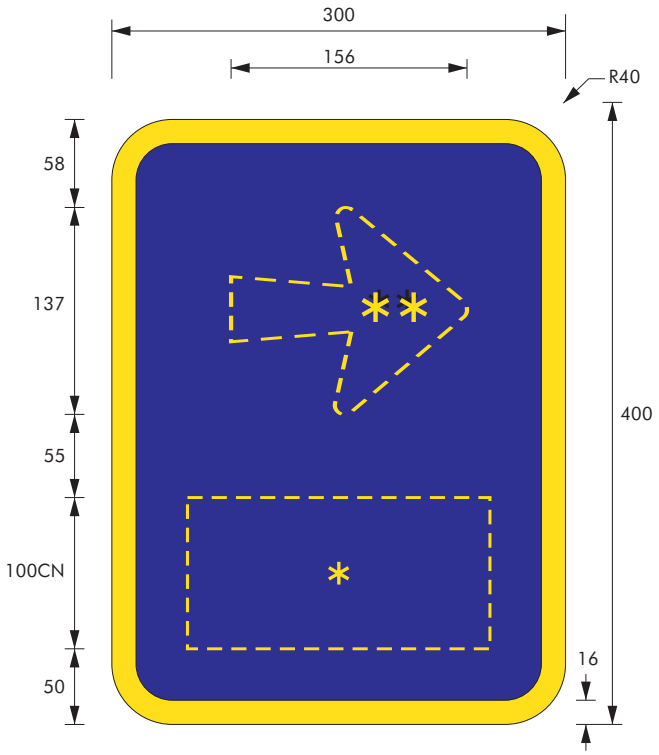

EXAMPLE

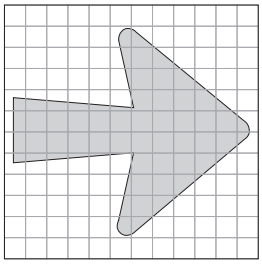

Colour Legend

- Retroreflective blue (background)
- Retroreflective yellow (legend and symbol)
- Retroreflective white (border)

Notes:

1. Free standing intersection markers may be used at intersections, to advise motorists of a change of direction to the diversion route.
2. * Insert appropriate diversion route identity.
3. ** Left or Right arrow as appropriate.

Queensland Government
Department of **Main Roads**

DIVERSION ROUTE MARKERS (INTERSECTION)

Planning, Design and Operations Division
Traffic Engineering Section

Designed	Checked	Scale
TV 1/08	DJ 1/08	Not to Scale

ORIGINAL APPROVED AS OFFICIAL TRAFFIC SIGN

PRINCIPAL ENGINEER
(Traffic Engineering)

12/02/08
Date

TC1696_2

Page 2/4

A

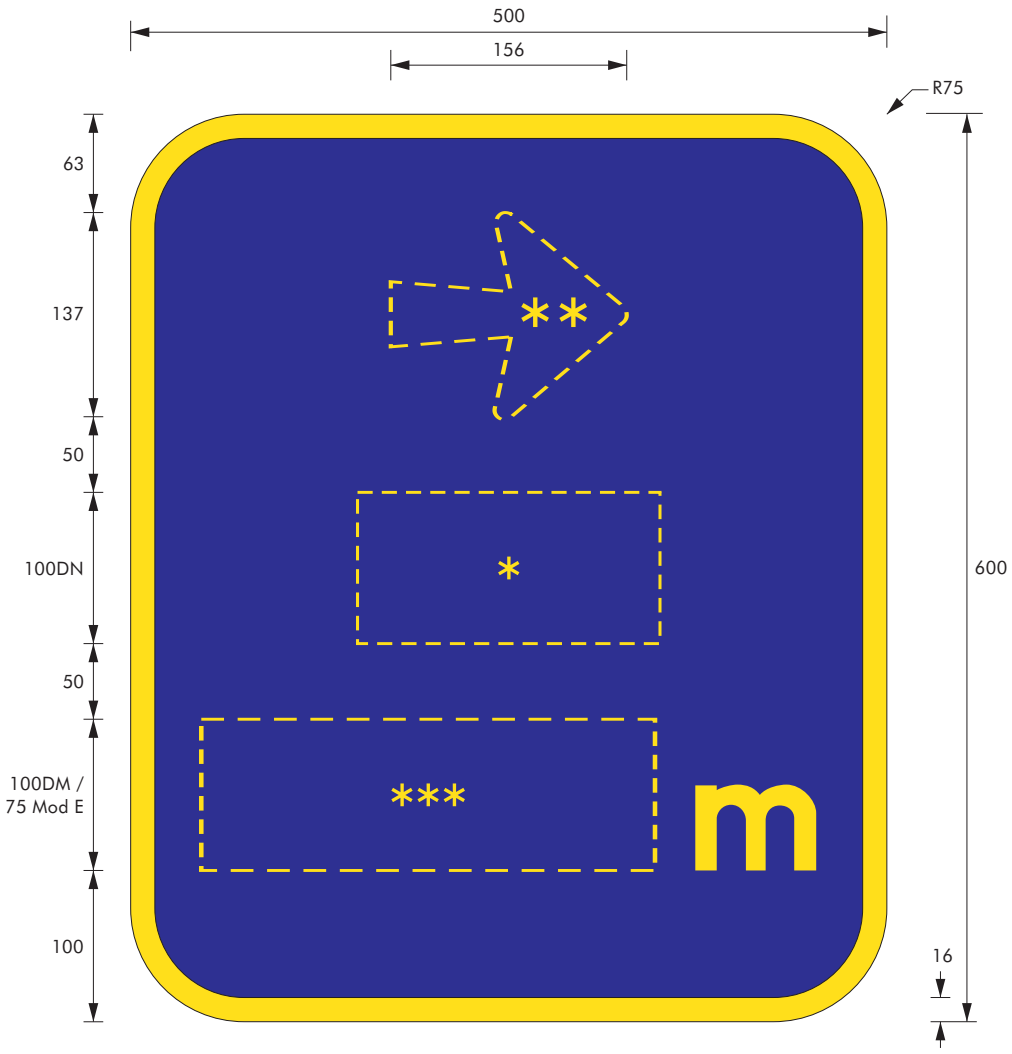

EXAMPLE

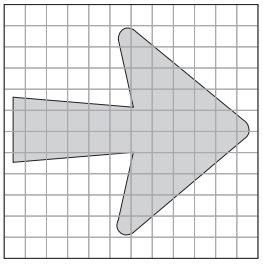

Colour Legend

- Retroreflective blue (background)
- Retroreflective yellow (legend and symbol)
- Retroreflective white (border)

Notes:

1. Free standing advance diversion markers may be used at a distance in advance of an intersection where there is a change in direction to the Diversion Route.
2. * Insert appropriate diversion route identity.
3. ** Left or Right arrow as appropriate.
4. *** Insert appropriate distance.

Queensland Government
Department of **Main Roads**

DIVERSION ROUTE MARKERS (ADVANCED INTERSECTION)

Planning, Design and Operations Division
Traffic Engineering Section

Designed	Checked	Scale
TV 1/08	DJ 1/08	Not to Scale

ORIGINAL APPROVED AS OFFICIAL TRAFFIC SIGN

PRINCIPAL ENGINEER
(Traffic Engineering)

12/02/08
Date

TC1696_3
Page 3/4

A

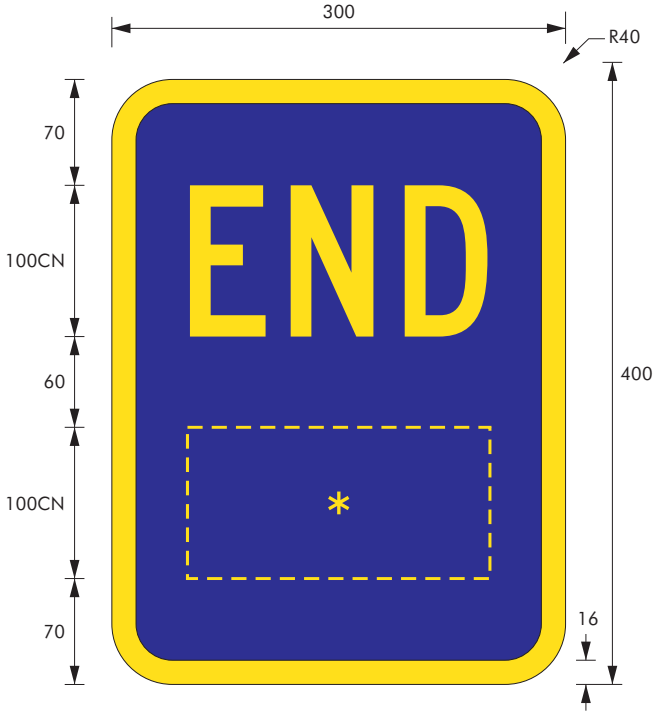

EXAMPLE

Colour Legend

- Retroreflective blue (background)
- Retroreflective yellow (legend)
- Retroreflective white (border)

Notes:

1. Free standing end of diversion route markers must be used at the end of an identified Diversion Route.
2. * Insert appropriate diversion route identity.

Queensland Government
Department of **Main Roads**

DIVERSION ROUTE MARKERS (END)

Planning, Design and Operations Division
Traffic Engineering Section

Designed	Checked	Scale
TV 1/08	DJ 1/08	Not to Scale

ORIGINAL APPROVED AS OFFICIAL TRAFFIC SIGN

PRINCIPAL ENGINEER
(Traffic Engineering)

12/02/08
Date

TC1696_4

Page 4/4

A